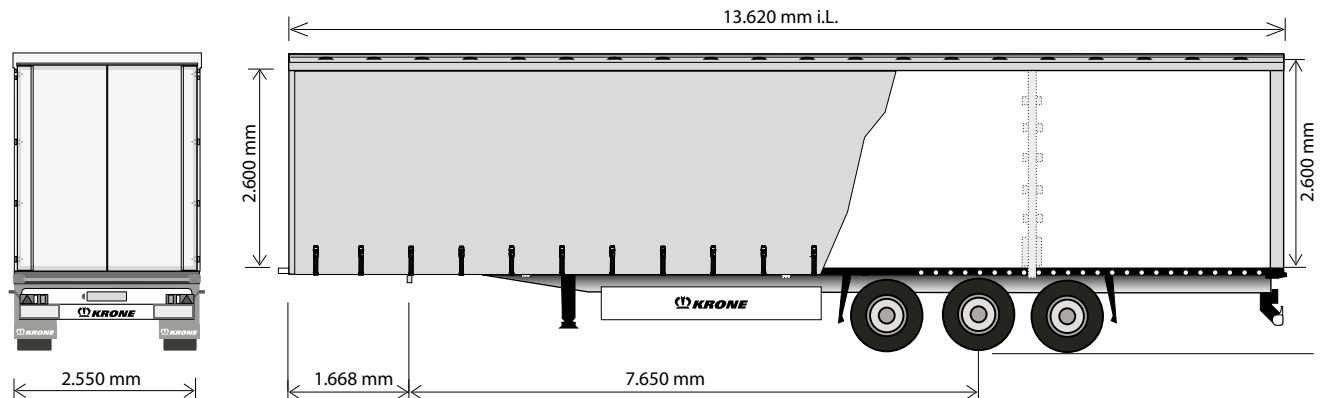


Coil Liner

» Type: SDP 27 eLCQ41-CS



Coil Liner 4 in sliding roof design

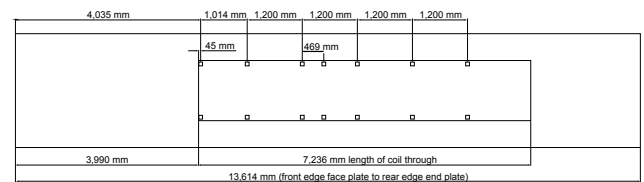


Technical Data:

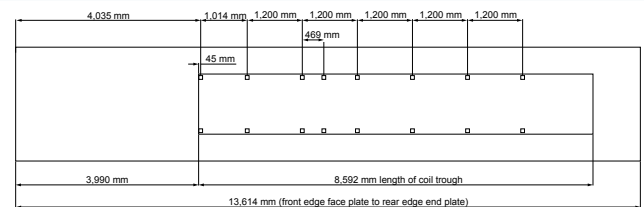
Type:	SDP 27 eLCQ41-CS
King pin load:	12,000 kg
Axle load (technically possible):	27,000 kg
Allowable gross weight (technically possible):	39,000 kg
Tare weight:	ca. 6,830 kg
Payload (technically possible):	ca. 32,170 kg
Axle spread:	1,410 / 1,310 mm
Neck height:	152 mm
5th wheel height:	1,070 - 1,250 mm
Side access length:	13,620 mm
Side access height:	2,480 mm
Side access width:	2,000 - 2,800 mm
Turning radius:	2,040 mm

(Dimensions and weights for standard units)

Position of the coil well (7,2 m, standard equipment)



Position of the coil well (8,6 m, optional equipment)



Technical description:

Multilock side rave including load securing positions every 100 mm; 10 pairs of heavy duty lashing rings in floor (incl. cover), positioned along outer frame
Coil trough, 7,236 mm long (incl. 7 pairs of post sockets and 2 stanchions); with trough cover (plywood), accessible for fork-lift truck
2 mechanically operated landing legs, 2 x 12 tonnes capacity, half round with base plate
Low-maintenance axles with air suspension and disc brakes (430 mm), offset 120; raise/lower valve incl. auto reset valve
Tyres: 6 x 385/65 R 22.5, brand: Krone choice
Wheel covering according to EC-regulations; Spray suppression according to EC-guidelines
Spare wheel carrier as an option
Brake system according to ECE R 13, including vehicle stabilising system; spring parking brake; 2S/2M EBS system, 2 sensors on one axle with RSS, diagnostics by ISO 7638 socket (EBS)
Lights according to UN ECE reg. no. 48; 24 volts lighting system with 2 x 7-pin socket DIN ISO 1185/3731; front and rear marker lights; two multi-function rear lights incl. rear fog light and reversing lights; contouring lights, number plate lights and side marker lights in LED
30 mm thick, phenolic coated plywood floor, cut surfaces fully waterproofed and sealed. Strength acc. to DIN EN 283; for floor loadings up to 5,460 kg stacker-truck axle load

Alloy cant rail, continuous, for support of sliding curtain and posts, Krone-sliding roof; Roof also movable to the front and rear, Roof reinforcement by steel wire ropes for load safety certificate; 4 sets of wooden planks
Front wall bolted with solid corner posts; lateral restricted through loading; Front wall reinforced with plywood inner skin; quick release for side curtains on front wall; retainer for curtain cord
Container rear doors including bolted steel frame, integrated double door locks and concealed door hinges; roof header hinged and movable; clamping device for tarpaulin with ratchet at the rear frame
3 pairs of side posts, symmetrical, Plank pockets for posts
Delta shaped rubber profiles at rear; delta steel buffers at rear; load security certificate according EN 12642 Code XL
1 PVC curtain with full lengths vertical reinforcements, top with rollers for sliding curtains, bottom with tensioners, curtain tensioner out of stainless steel; roof tarpaulin in white
Steel parts shot blasted, with KTL primer and high-quality surface coating (standard painting single-colour); axles incl. wheel hubs painted black; under-run protection and light panel coated white for safety reasons; wheels silver with high-quality paint finish; reflective outline marking according to ECE-R48



Fahrzeugwerk Bernard KRONE GmbH & Co. KG
 Bernard-Krone-Straße 1, 49757 Werlte, GERMANY
 Phone: +49 (0) 5951 209-0, Fax: +49 (0) 5951 209-98-268

Subject to modifications!
 VF/Beu issue 03/2020